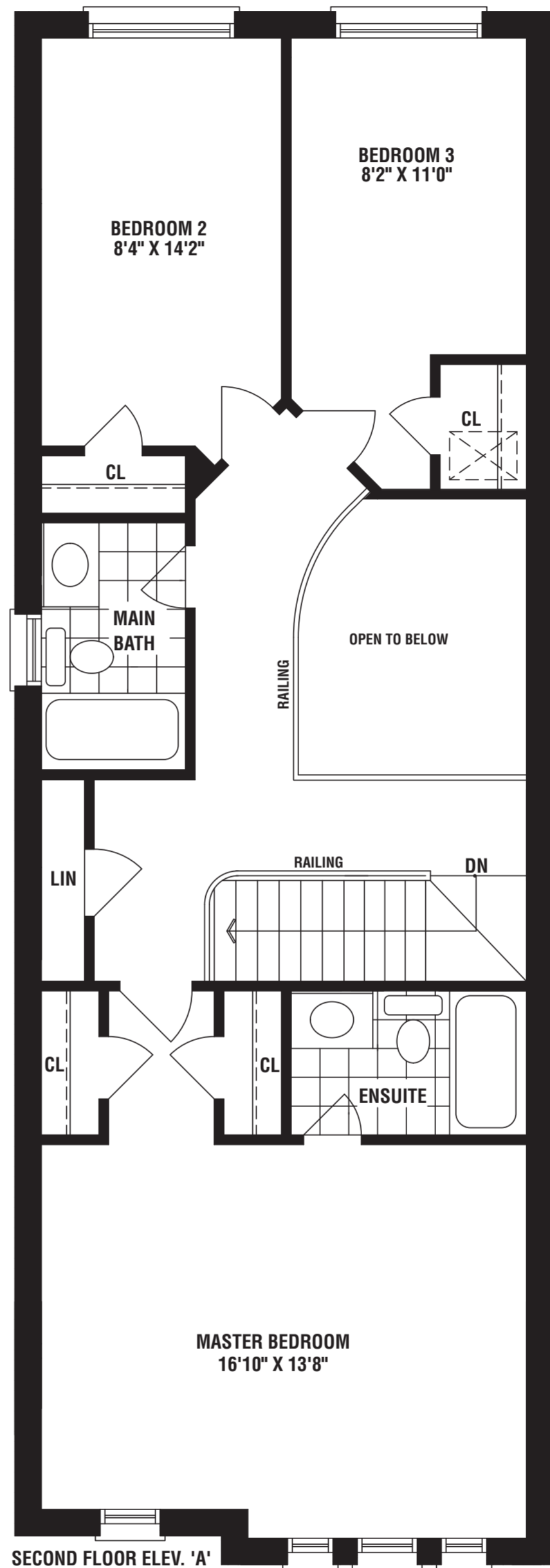




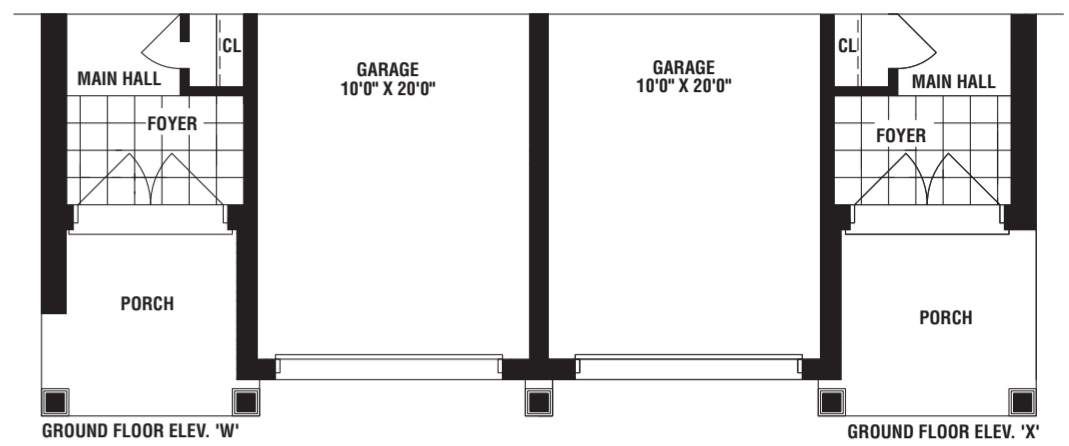
GROUND FLOOR ELEV. 'A' & 'Y'

GROUND FLOOR ELEV. 'B' & 'Z'



SECOND FLOOR ELEV. 'A'

SECOND FLOOR ELEV. 'B'



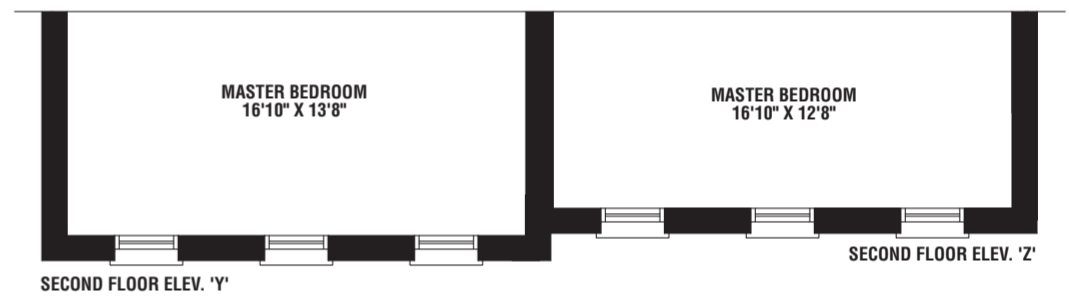
GROUND FLOOR ELEV. 'W'

GROUND FLOOR ELEV. 'X'




SECOND FLOOR ELEV. 'W'

SECOND FLOOR ELEV. 'X'



SECOND FLOOR ELEV. 'Y'



THE
CONSERVATORY
GROUP

BUILDING A BETTER FUTURE. TODAY.

Materials, specifications, and floor plans are subject to change without notice. All house renderings are artist's conceptions. Actual usable floor space may vary from the stated floor area. E. & O.E.

SD-10

MONET

2081/2100/2123/2134/2149 SQ. FT.

ELEV. X ELEV. W ELEV. B&Z ELEV. A ELEV. Y

(INCLUDES 458 SQ. FT. OF FINISHED BASEMENT AREA)